



THE ART OF THE BONSAI

The art of growing miniature trees in decorative pots originated in China over 2000 years ago. This LEGO® variety is much more modern, but the process and outcome is the same: you assemble, plant and prune your LEGO Bonsai, then watch as it grows into a beautiful creation you can be proud of for yourself and share with others. Enjoy!





LEGO® Designer Nicolaas Vás

THE LEGO® BONSAI MASTER

Growing up in New Zealand, LEGO® Designer Nicolaas Vás always loved trees and plants but admits to being pretty bad at looking after them. Luckily, he's much better at creating beautiful horticulture from LEGO elements. His first LEGO Bonsai tree was created as part of his work with the LEGO NINJAGO® series, and since then he's become the Bonsai specialist within the LEGO design team.

ONE TREE, TWO VARIETIES


The biggest challenge for Nico was deciding which two leaf variations to include for you to build. The first variety is the more traditional Bonsai tree where the foliage ranges from bright to dark green, with the juvenile buds being darker in colour. The second tree is inspired by a Japanese Cherry Tree and is much more colourful with striking light purple blossoms. Both options are full of character and capture the wonder and beauty of a real Bonsai.

LEGO® Bonsai trees are surprisingly robust and thrive in indoor environments. Be sure to dust occasionally and your Bonsai tree will continue to remain healthy and beautiful for many years to come!





PLANTS FROM PLANTS

The LEGO Group is working to build a more sustainable future for children. Currently more than 80 LEGO® elements including trees, leaves and bushes are made from a plant-based plastic, produced using sustainably sourced sugarcane, Plants from Plants! These elements represent the first steps of a bigger mission to make LEGO bricks from sustainable sources by 2030.



Plants from Plants elements in this set:



CARRY ON GROWING

Unlike other art forms, a LEGO® Bonsai tree is never complete, but is instead an ongoing dynamic masterpiece. Once you have mastered the first two varieties of LEGO Bonsai, we hope you will want to branch out and create your own individual vision of the perfect tree. We have created this gallery to inspire you in your future building (they cannot be built from the bricks included in this set). While all the elements you see here are LEGO elements, not all of them are still available in our assortment, so hunt out your old LEGO sets and use whatever you find.



Inspirational models only. Not part of the actual set.



Inspirational models only. Not part of the actual set.



Inspirational models only. Not part of the actual set.

Page 37

This is one of the first times this particular element has been used in a LEGO® set in a reddish-brown colour.

Page 39

It's the first time these LEGO® 'vine' elements have appeared in a reddish-brown colour.

Page 41

These root pieces were originally used as elephant trunks, perfect for slurping water!

Page 53

These branch connectors were originally used as mini-doll bicycle handlebars.

Page 54

The colourful blossoms on this tree are actually frog elements from earlier LEGO® sets.

Page 55

It's the first time these 'frogs' have been seen in this light purple colour.

Page 59

With 101 frogs available, this is the greatest number of frogs used in any single LEGO® set.

