



10216





## GB

### Important information about batteries

Never use different types of batteries together, or a combination of old and new batteries. Always remove the batteries if the product is not to be used for a long time or if the batteries have run down. Never use damaged batteries. Only use batteries of the type recommended, or a corresponding type. Insert the batteries so that the poles are correctly positioned. Rechargeable batteries must be recharged using the correct battery charger under the supervision of an adult. You cannot recharge batteries while they are still in the product, and you must never try to do so. Never attempt to recharge non-rechargeable batteries. Never short-circuit the battery holder.

## DE

### Wichtige Information zu Batterien

Benutzen Sie niemals unterschiedliche Arten von Batterien oder alte und neue gleichzeitig. Nehmen Sie stets die Batterien heraus, wenn mit dem Modell längere Zeit nicht gespielt wird oder wenn die Batterien leer sind. Verwenden Sie niemals beschädigte Batterien. Verwenden Sie ausschließlich empfohlene bzw. geeignete Batterien. Achten Sie beim Einsetzen der Batterien auf die richtige Polung. Wiederaufladbare Batterien sollten mit einem geeigneten Ladegerät aufgeladen werden – unter der Aufsicht eines Erwachsenen. Batterien können und sollten niemals aufgeladen werden, während sie sich im Modell befinden. Versuchen Sie unter keinen Umständen, „normale“ Batterien wieder aufzuladen. Schließen Sie das Batteriefach niemals kurz.

## FR

### Informations importantes concernant les piles

Ne jamais utiliser un mélange de différents types de piles, ou de piles neuves et de piles anciennes ou déjà utilisées. Toujours retirer les piles si le produit n'est pas utilisé durant une période prolongée ou si les piles sont vides. Ne jamais utiliser de piles endommagées. Utiliser uniquement des piles du type recommandé ou d'un type équivalent. En insérant les piles, respecter scrupuleusement le sens d'orientation des pôles (+/-). Les piles rechargeables doivent être rechargées en utilisant un chargeur de piles adéquat et sous la surveillance d'un adulte. Il est impossible de recharger les piles quand elles sont installées dans le produit. Ne jamais tenter de le faire. Ne jamais essayer de recharger des piles non-rechargeables. Ne jamais court-circuiter le compartiment des piles.

## IT

### Importanti informazioni sulle batterie

Non usare mai contemporaneamente batterie di tipo diverso o batterie nuove e usate insieme. Rimuovere sempre le batterie qualora il prodotto non venga utilizzato per periodi prolungati, oppure se le batterie sono esauste. Non utilizzare mai batterie danneggiate. Usare esclusivamente batterie del tipo raccomandato o un equivalente. Inserire le batterie avendo cura che la loro polarità sia corretta. Le batterie ricaricabili vanno ricaricate in un caricabatterie di tipo idoneo e con la supervisione di un adulto. Non è possibile e non bisogna mai tentare di ricaricare le batterie mentre queste sono inserite nel prodotto. Non tentare mai di ricaricare le batterie non ricaricabili. Non cortocircuitare mai il portabatterie.

## NL

### Belangrijke informatie over batterijen

Gebruik nooit verschillende soorten of nieuwe en oude batterijen tegelijkertijd. Verwijder de batterijen altijd als je het product lange tijd niet wilt gebruiken of als de batterijen leeg zijn. Nooit beschadigde batterijen gebruiken. Uitsluitend batterijen van het aanbevolen of overeenkomstige type gebruiken. Leg de batterijen met de polen in de juiste richting. Opladbare batterijen moeten in een voor dit doel bestemde oplader en onder toezicht van een volwassene opnieuw worden opgeladen. Opladbare batterijen kunnen niet in het product worden opgeladen en je mag dit ook niet proberen te doen. Probeer nooit niet-oplaadbare batterijen op te laden. Nooit de batterijhouder kortsluiten.

## ES

### Importante información sobre las baterías

No mezclar nunca diferentes tipos de baterías, ni utilizar baterías antiguas y nuevas a la vez. Sacar siempre las baterías, si el producto no se utiliza por un largo periodo de tiempo o si las baterías están desgastadas. No utilizar nunca baterías dañadas. Utilizar solo el tipo de baterías recomendado o uno correspondiente. Colocar las baterías de manera que los polos están en su posición correcta. Las baterías recargables deben cargarse con un cargador adecuado bajo la supervisión de un adulto. Las baterías no pueden ni deben recargarse mientras permanecen en el producto. No intentar nunca recargar baterías no recargables. Asegurarse que no se produzca un cortocircuito en el porta baterías.

## DA

### Vigtig information om batterier

Brug aldrig forskellige typer batterier sammen, eller nye og gamle batterier samtidig. Tag altid batterierne ud, hvis du ikke skal bruge produktet i længere tid, eller hvis batterierne er brugt op. Anvend aldrig beskadigede batterier. Der må kun anvendes batterier af samme eller tilsvarende type som anbefalet. Batterierne skal vende rigtigt når de sættes. Genopladelige batterier skal oplades i en dertil beregnet oplader under opsyn af en voksen. Genopladelige batterier kan og må ikke forsøges oplades i produktet. Forsøg aldrig at genlade ikke-genopladelige batterier. Kortslut aldrig batterikassens kontaktpåder.

## FI

### Tärkeää tietoa paristoista

Älä koskaan käytä erityyppisiä paristoja yhdessä. Älä myöskään käytä samassa laitteessa sekä vanhoja että uusia paristoja. Poista paristot tuotteesta aina, kun se on pitemmän aikaa käytämättä, tai kun paristot ovat tyhjentyneet. Älä koskaan käytä viallisia paristoja. Käytä vain tuotteessa suositeltuja tai vastaavantyyppisiä paristoja. Aseta paristot siten, että navat osoitettavat oikeaan suuntaan. Ladattavat paristot on ladattava oikeanlaisella laiturilla aikuisen valvonnassa. Ne on poistettava tuotteesta lataamisen ajaksi. Älä koskaan yritä ladata paristoja, joita ei ole tarkoitettu ladattaviksi. Älä koskaan aiheuta oikosulkua pariston kosketintenvälillä.

## SV

### Viktig information om batterier

Använd aldrig olika sorters batterier samtidigt, och inte heller en kombination av gamla och nya batterier. Ta alltid ur batterierna om produkten under en längre tid inte ska användas eller om batterierna är slut. Använd aldrig skadade batterier. Använd bara batterier av den typ som rekommenderats, eller av en motsvarande typ. Sätt i batterierna så att polerna hamnar i rätt läge. Laddningsbara batterier måste laddas med rätt slags batteriladdare och under en vuxens överinseende. Du kan inte ladda batterierna medan de fortfarande sitter i produkten, och du får heller aldrig försöka göra det. Försök aldrig ladda icke-laddningsbara batterier. Kortslut aldrig batteriutrymmets kontaktytor.

## PT

### Informações importantes acerca das pilhas

Nunca use tipos diferentes de pilhas em conjunto, nem uma combinação de pilhas velhas e novas. Retire sempre as pilhas se o produto não vai ser utilizado durante muito tempo ou se as pilhas se tiverem gastado. Nunca use pilhas danificadas. Use apenas pilhas do tipo recomendado ou de um tipo correspondente. Introduza as pilhas de forma a que os seus polos fiquem correctamente posicionados. Pilhas recarregáveis deverão ser recarregadas utilizando o recarregador de pilhas correcto sob a supervisão de um adulto. Não é possível recarregar pilhas recarregáveis enquanto elas ainda se encontram dentro do produto, e nunca devem ser feitas tentativas nesse sentido. Nunca tente recarregar pilhas não recarregáveis. Nunca faça curto-circuito do compartimento das pilhas.

## EL

### Σημαντικές πληροφορίες για τις μπαταρίες

Μη χρησιμοποιείτε ποτέ διαφορετικούς τύπους μπαταριών, ή παλιές και καινούριες μπαταρίες μαζί. Βγάτε πάντα τις μπαταρίες αν δεν χρησιμοποιήσετε το προϊόν για αρκετό καιρό ή αν οι μπαταρίες έχουν αδειάσει. Ποτέ μη χρησιμοποιείτε χαλασμένες μπαταρίες. Χρησιμοποιείτε μόνο μπαταρίες του συνιστούμενου τύπου, ή αντίστοιχου τύπου. Βεβαιώτε τις μπαταρίες με την σωστή πολικότητα. Θα πρέπει να φορτίσετε τις επαναφορτιζόμενες μπαταρίες χρησιμοποιώντας τον κατάλληλο φορτιστή μπαταριών υπό την επίβλεψη ενός ενήλικου. Δεν μπορείτε να επαναφορτίσετε τις μπαταρίες όταν αυτές βρίσκονται μέσα στο προϊόν, και ποτέ μην επιχειρήσετε να κάνετε κάτι τέτοιο. Μην επιχειρήσετε ποτέ να επαναφορτίσετε μη επαναφορτιζόμενες μπαταρίες. Ποτέ μη βραχυκυκλώσετε τη θήκη των μπαταριών.

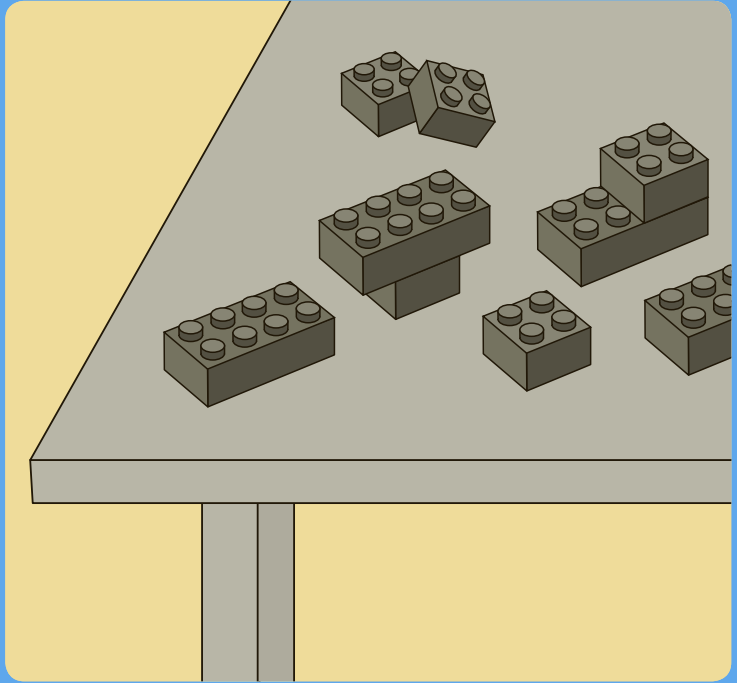

## JA

### 電池の取り扱いに関する注意

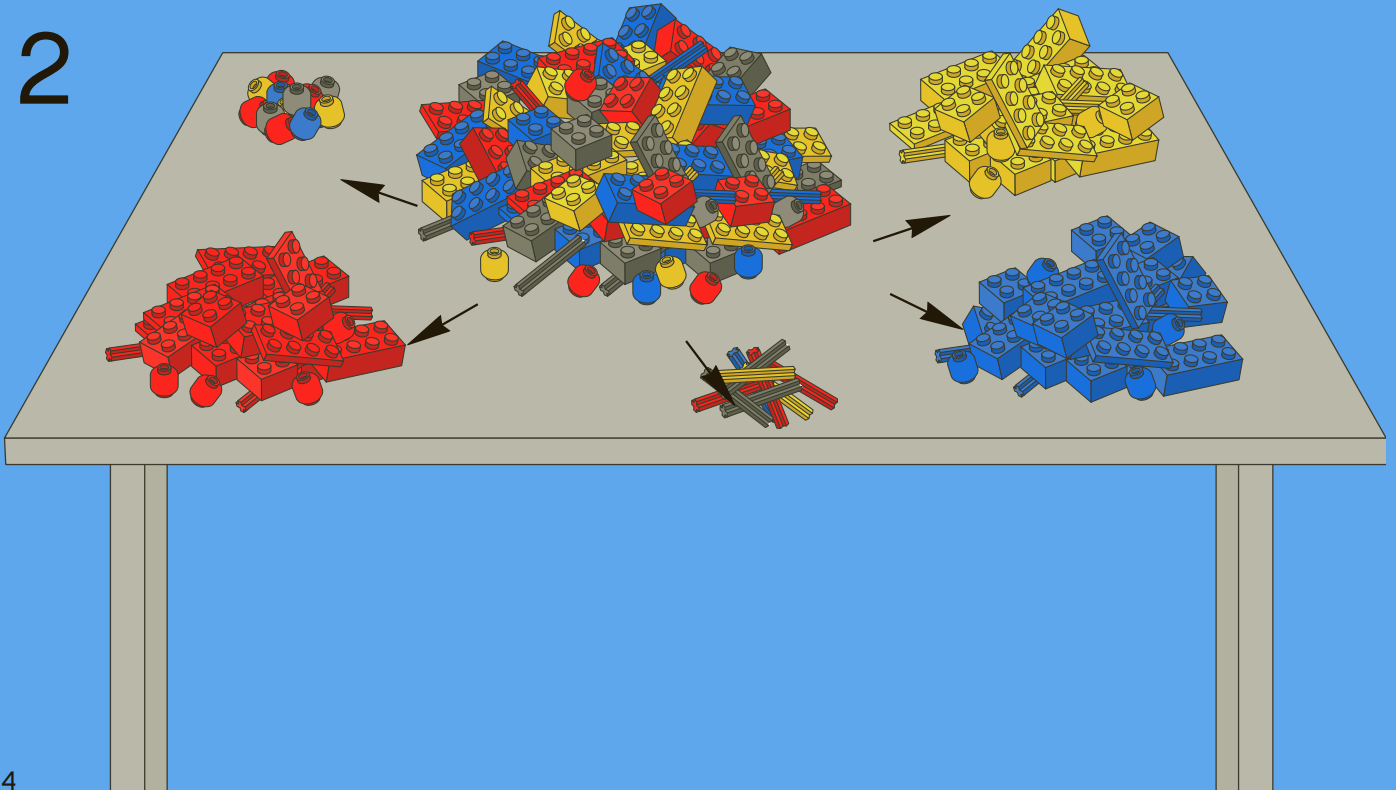
異なるタイプの電池や、古い電池と新しい電池を混ぜて使用しないで下さい。長時間製品を使用しない時や電池が切れれば、必ず電池を取り外して下さい。電池は推奨されている種類か、もしくは対応する種類のみを使用して下さい。電極を正確して正しい方向に電池を入れてください。充電電池を使用する際は保護者の監督の下、正しく充電をして使用して下さい。製品の中に入れては充電電池を充電することは絶対に避けてください。充電電池ではない電池を充電したり、電極をショートさせたりしないでください。



1



2



3





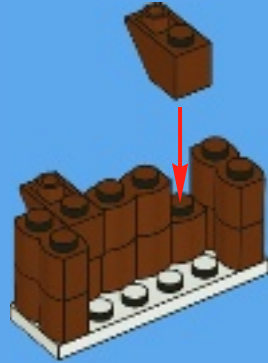
1



2



3



4





1x



2x

5



1x

7



8x

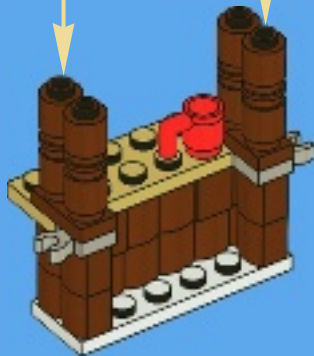


4x



4x

6

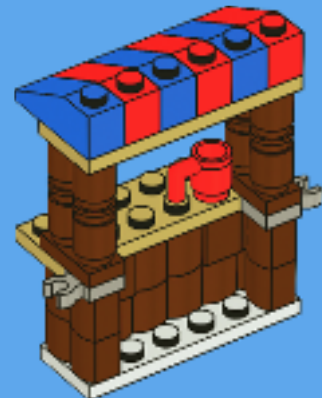


3x




3x

8

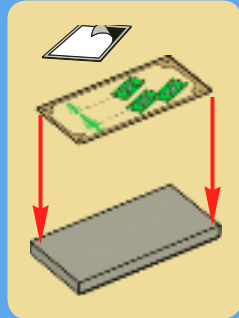




9




10







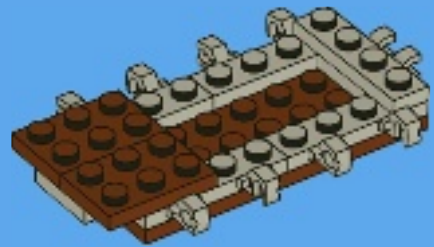
1



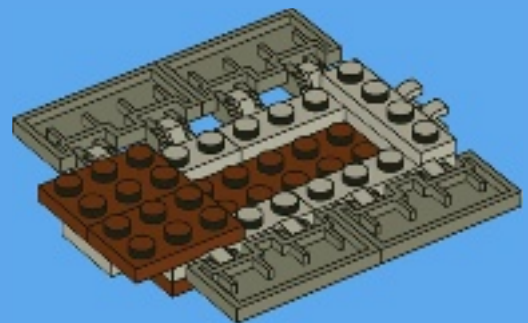
2

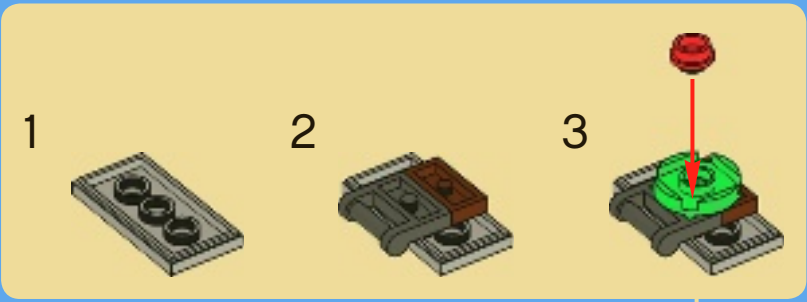



3

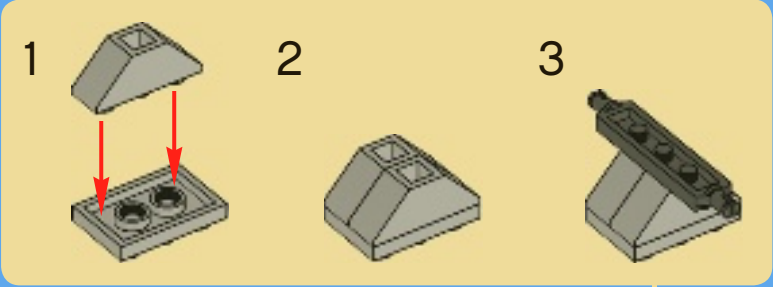
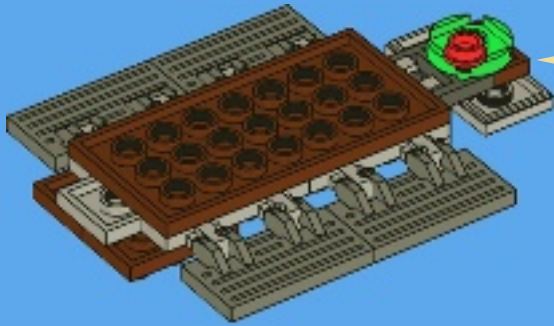


4

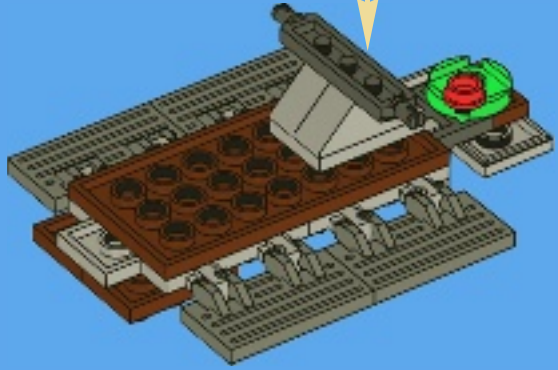





5



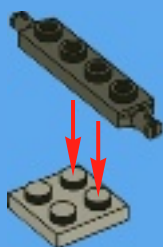
6






7

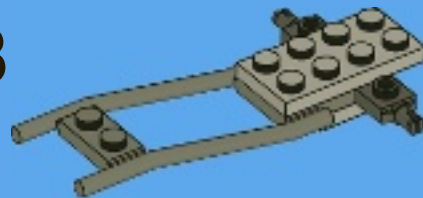
1



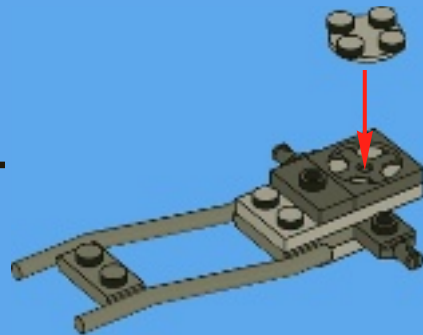
2



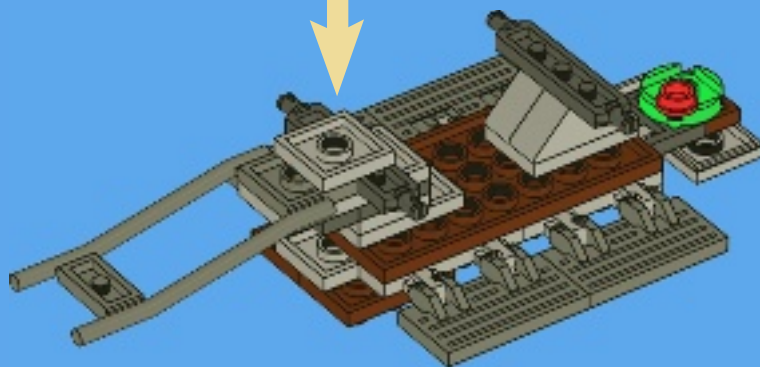
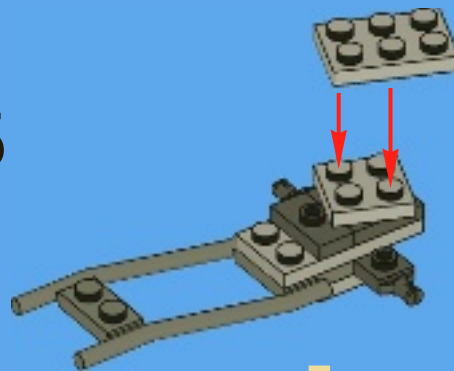
3



4



5



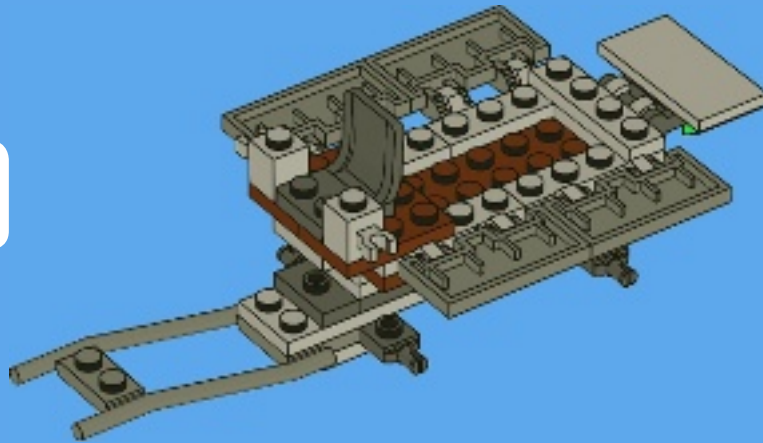


1x



2x

8



1x

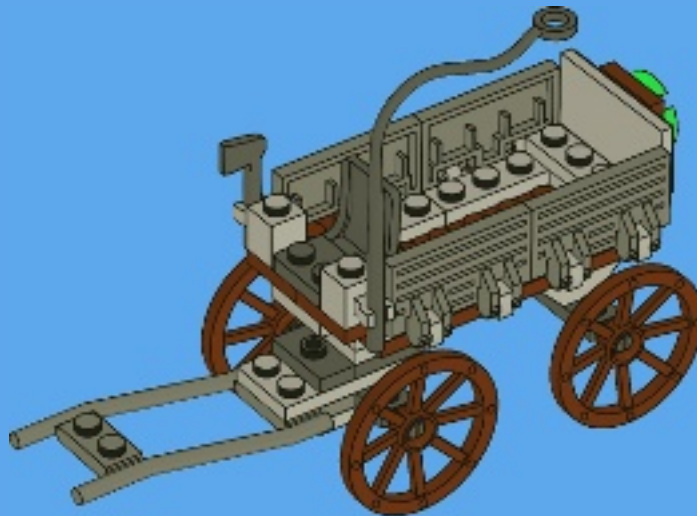



1x



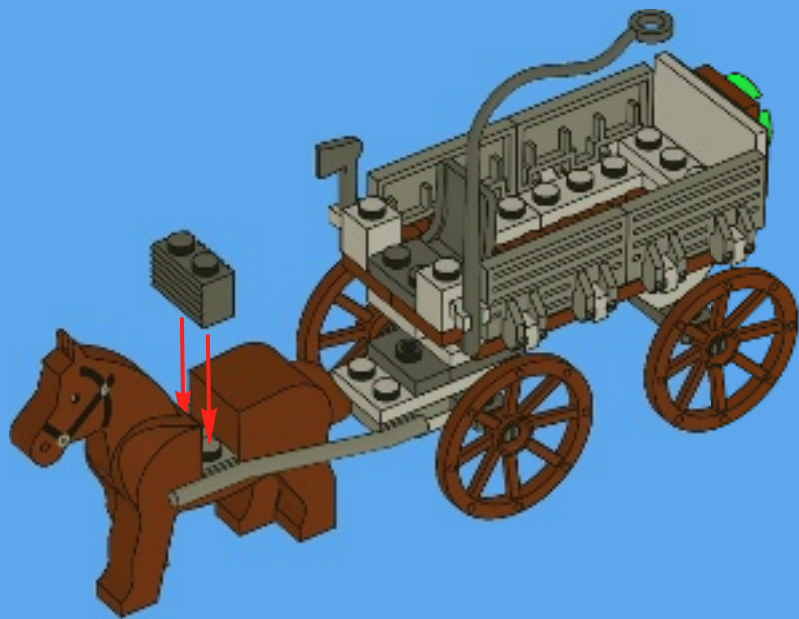
4x

9





10







1x





1x

# 11






1





2





2x

# 3




1x




2x


# 4



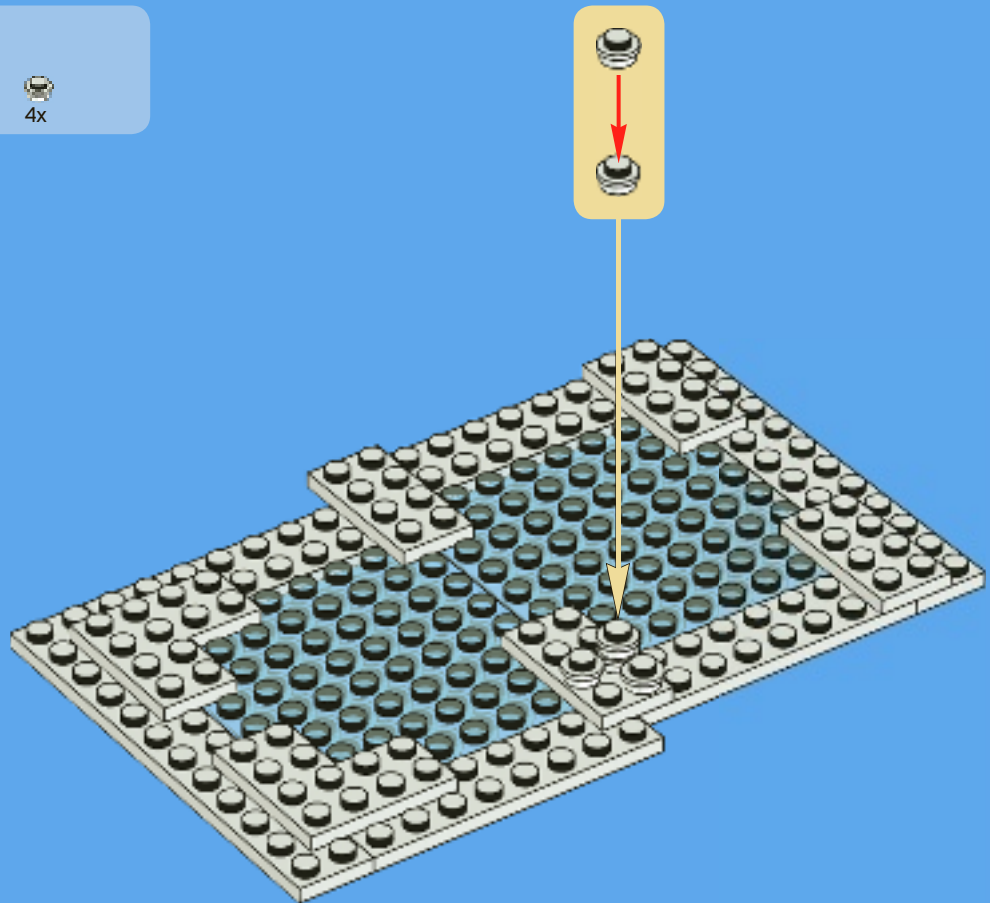




5



6





2x



1x



2x



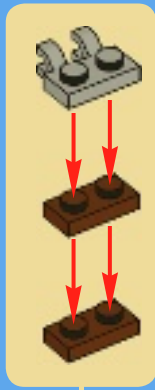
2x



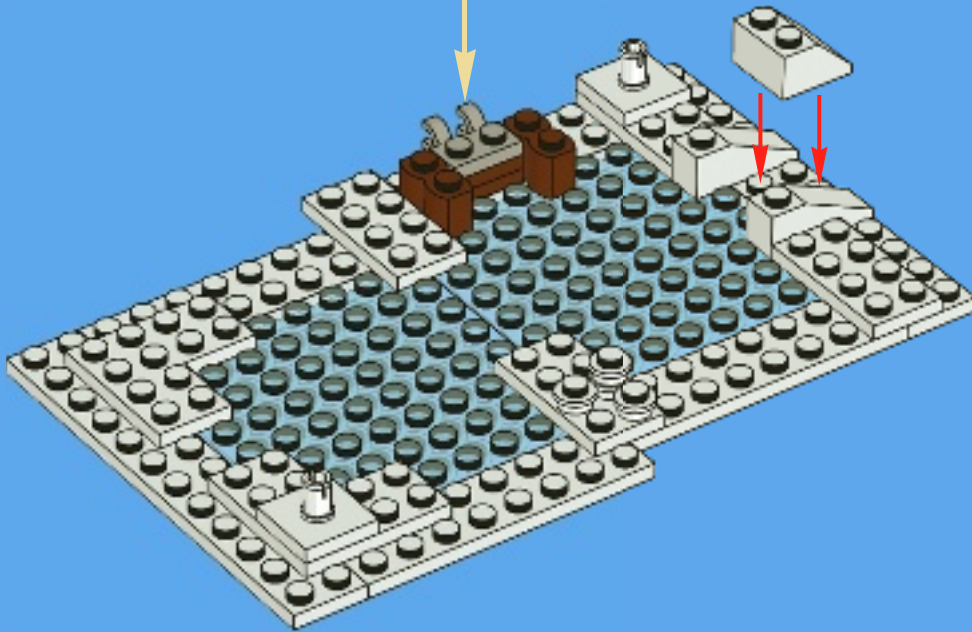
1x



2x



# 7




2x

2x




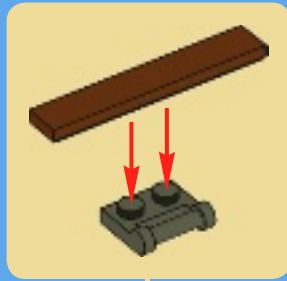
2x


# 8





9



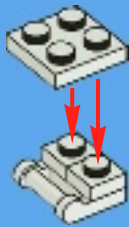


# 10

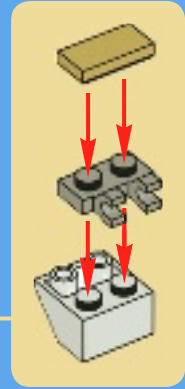
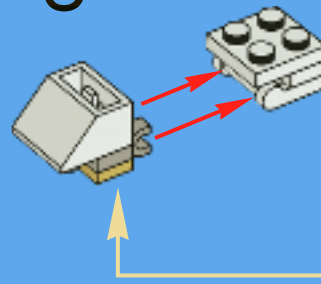
1



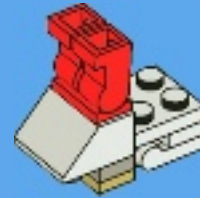
2




3



4

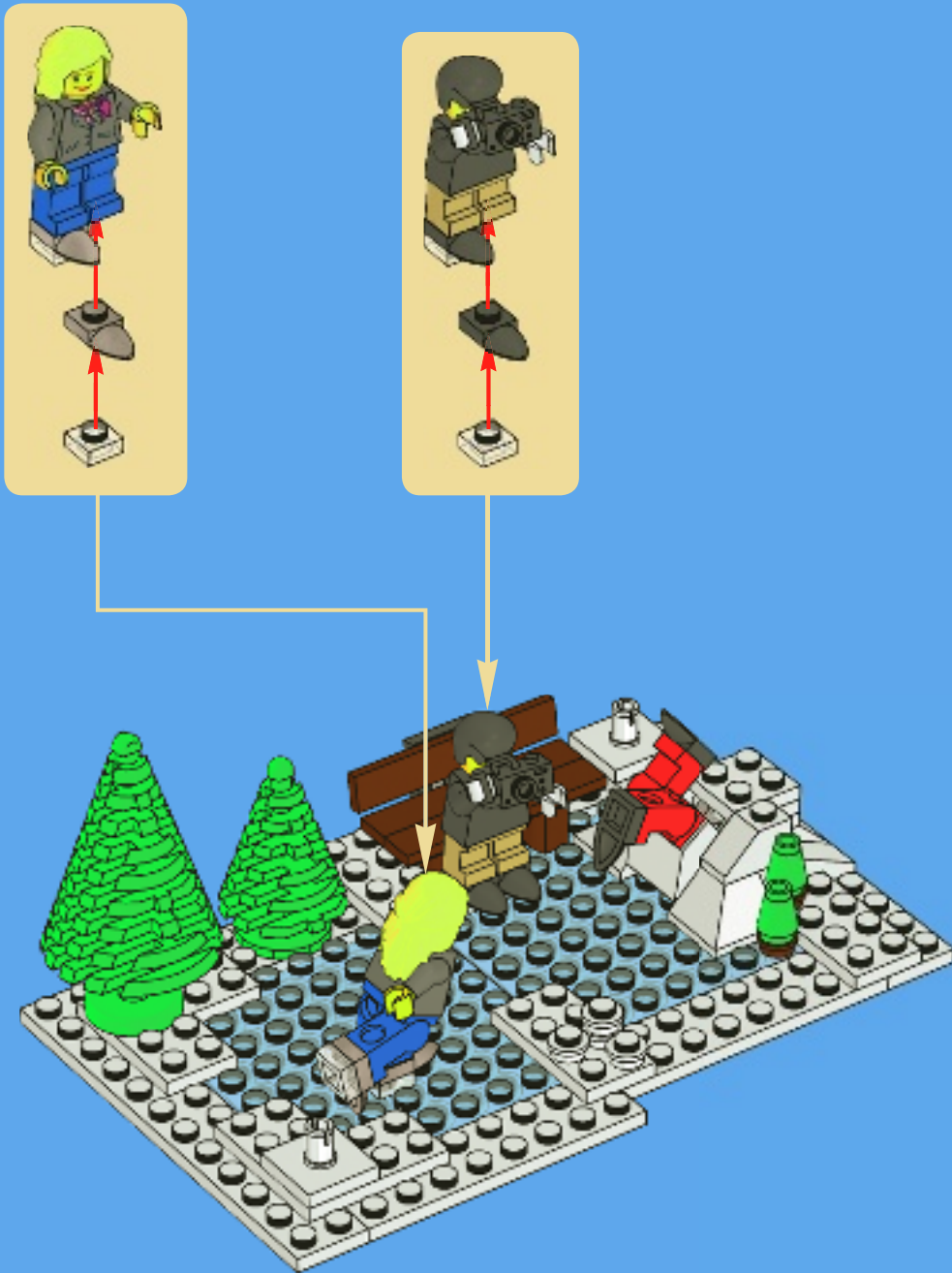


5




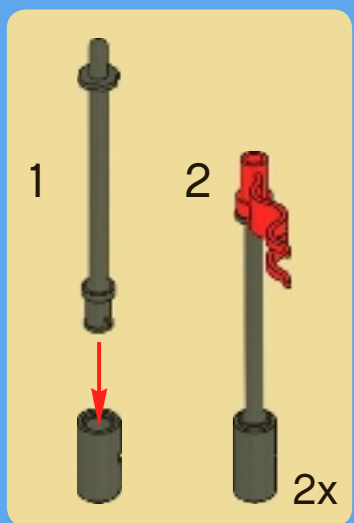


# 11





12





13





4x


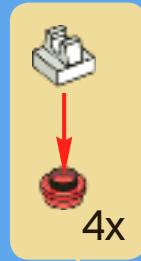


2x




2x

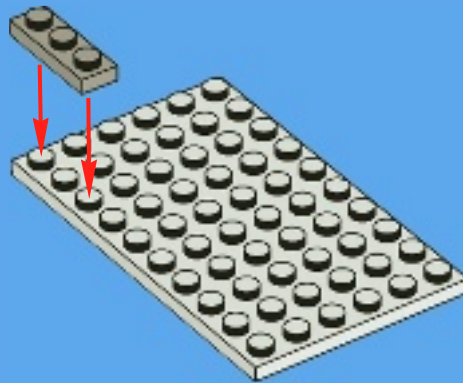
# 14






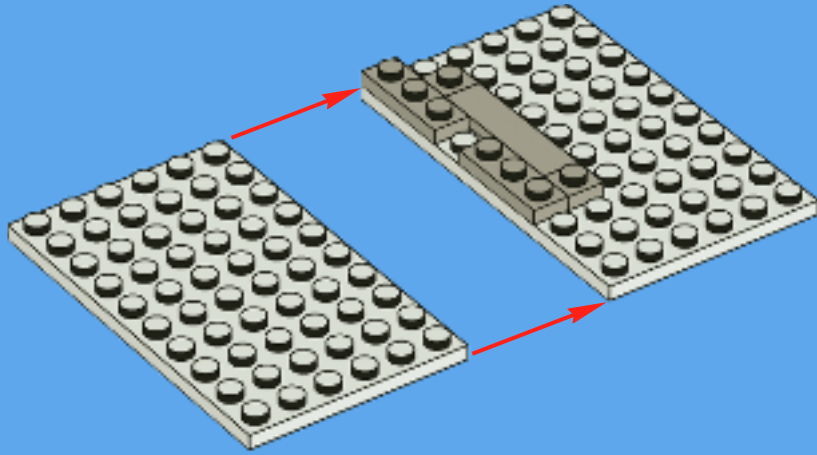


1




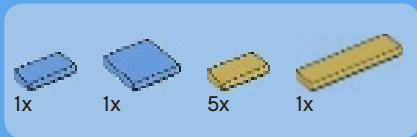


2


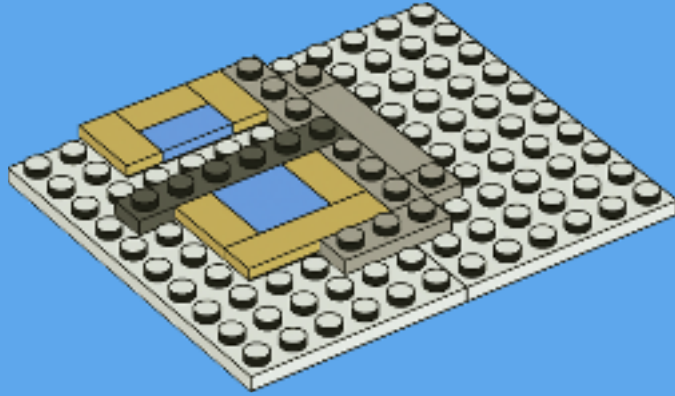


3

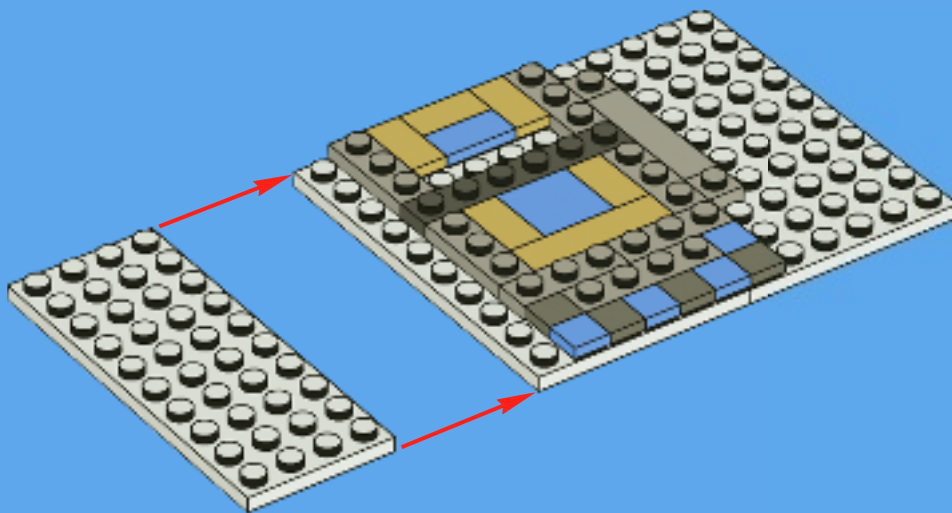




4



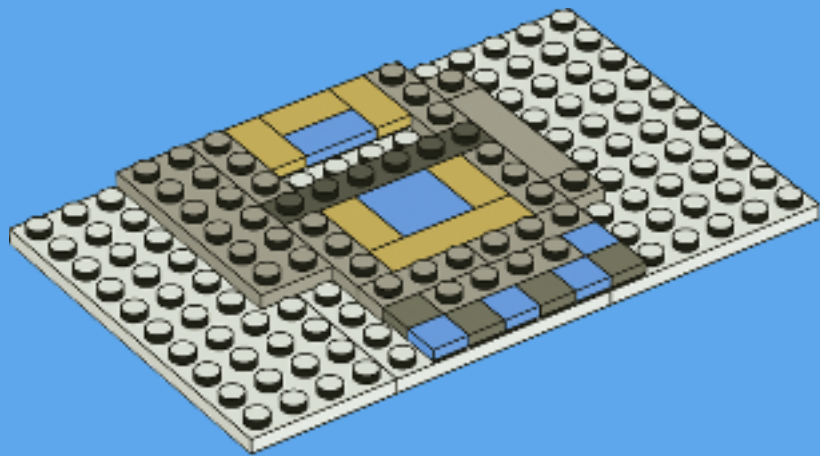
5






1x

# 6



1x



1x



1x

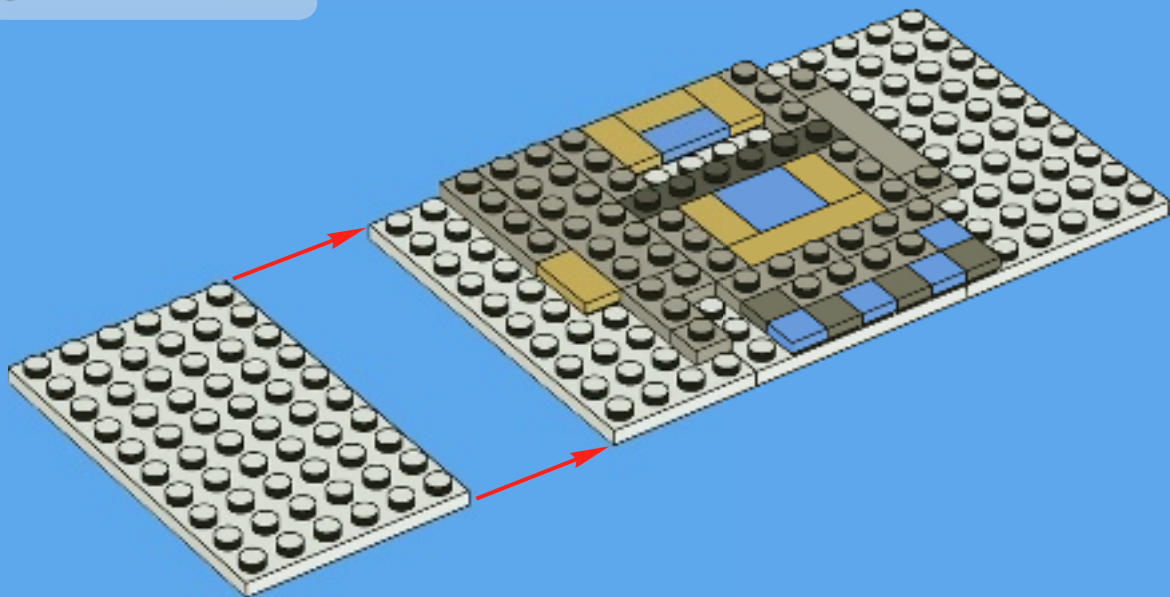



1x




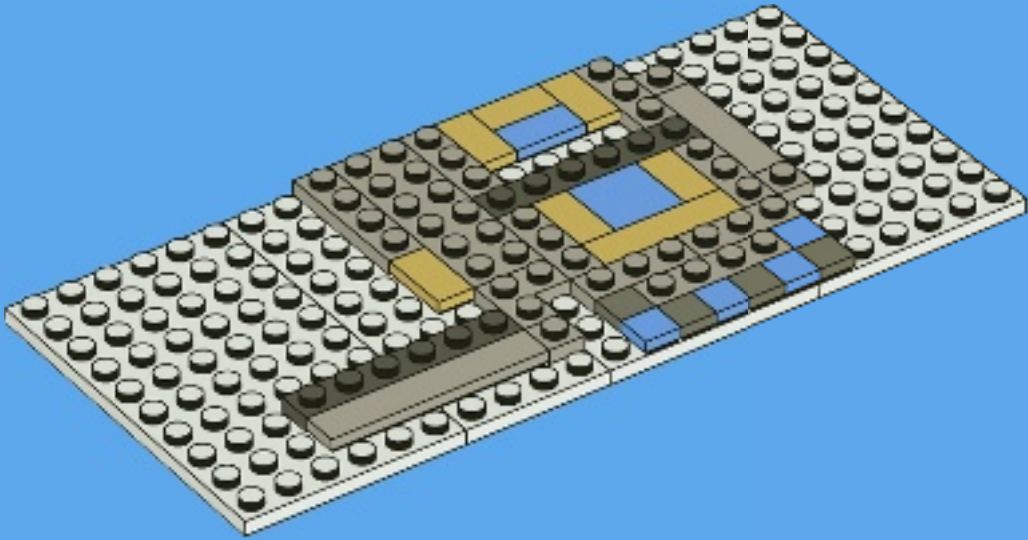
1x

# 7

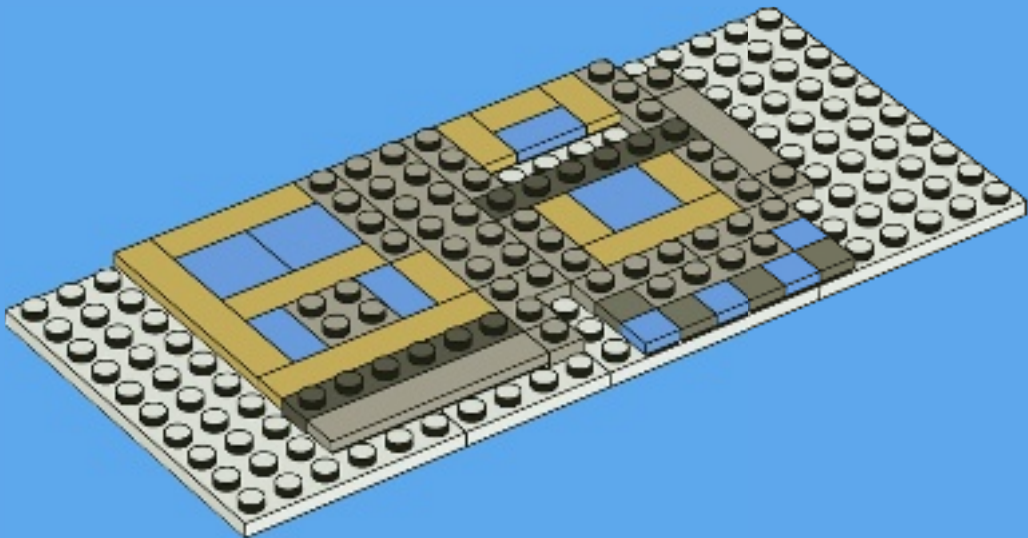


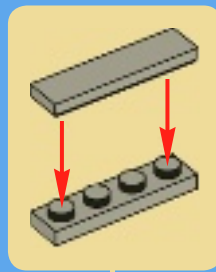
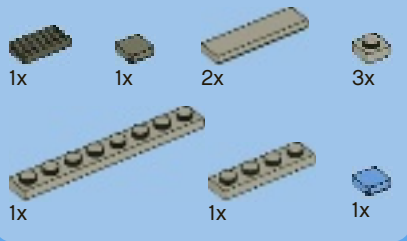


8

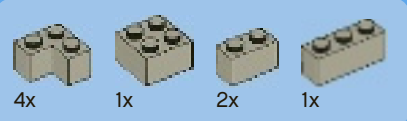
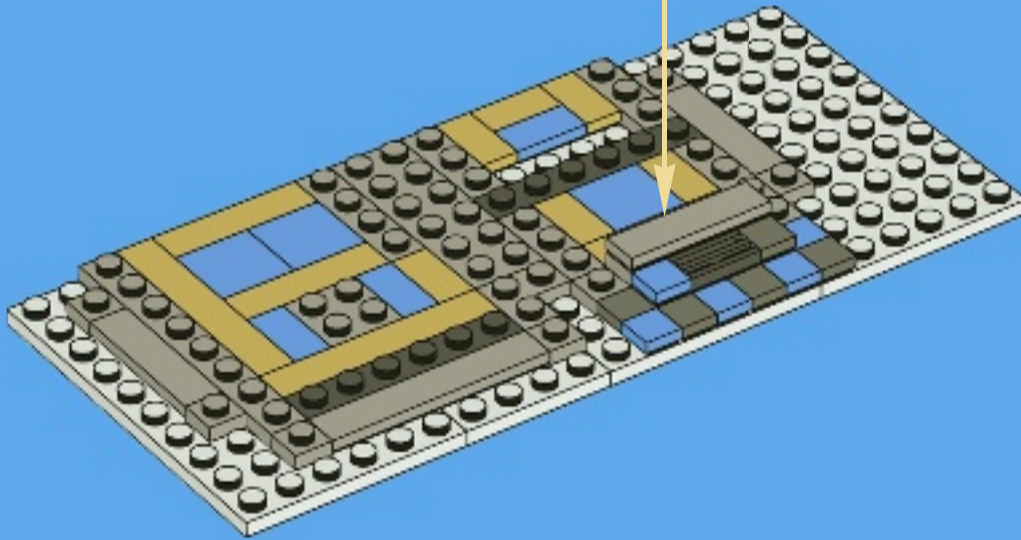


9

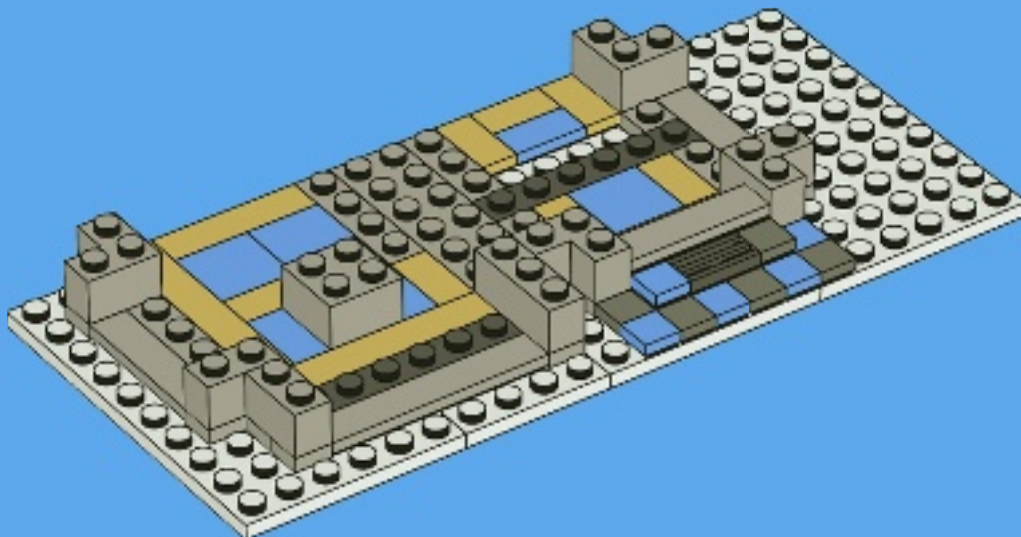





10

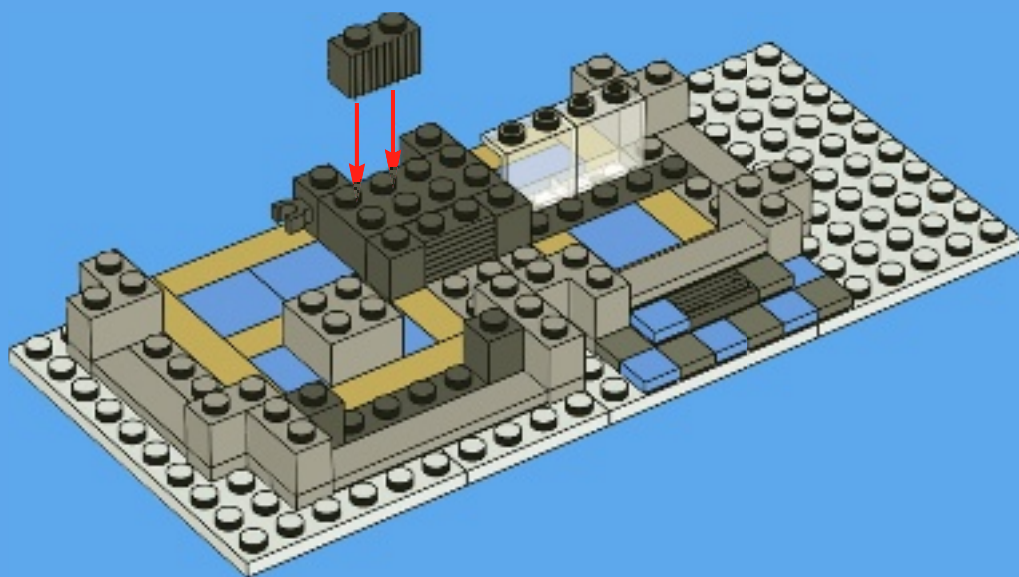


11





# 12





7x



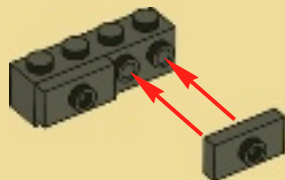
3x



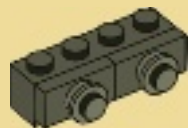
7x

# 13

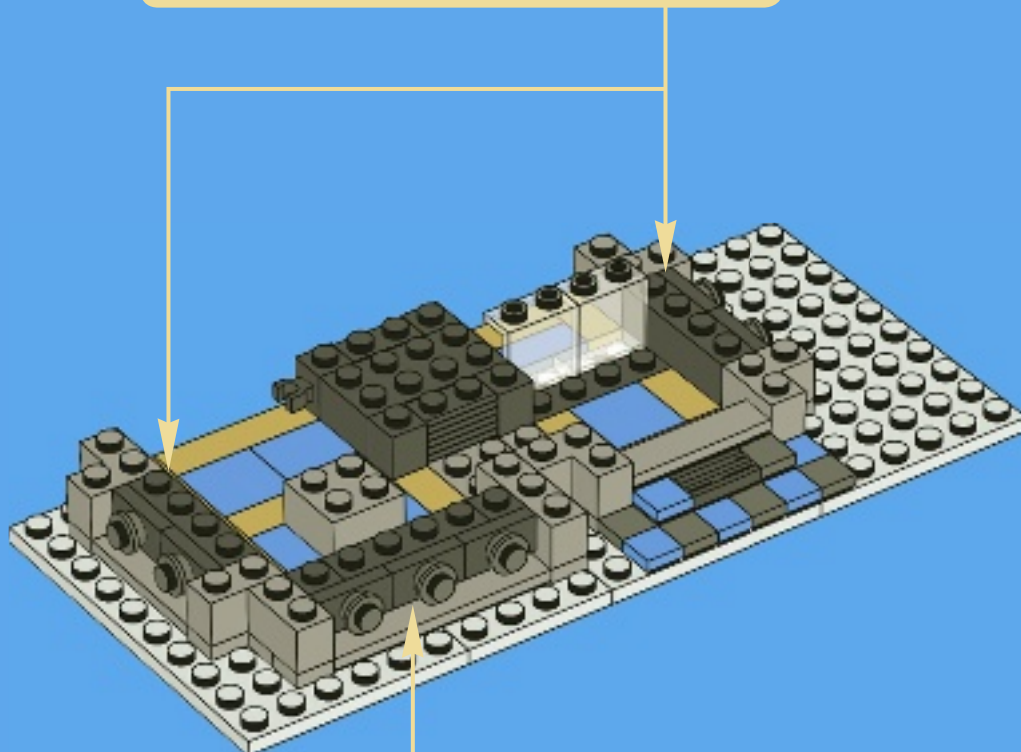
1



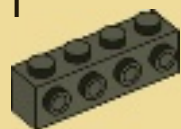
2




2x



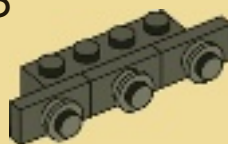
1




2



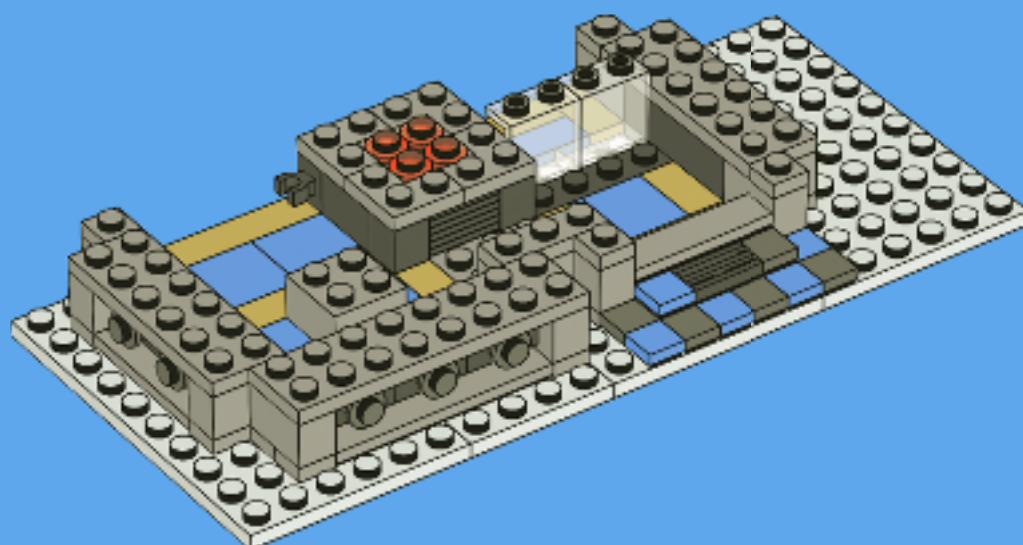
3





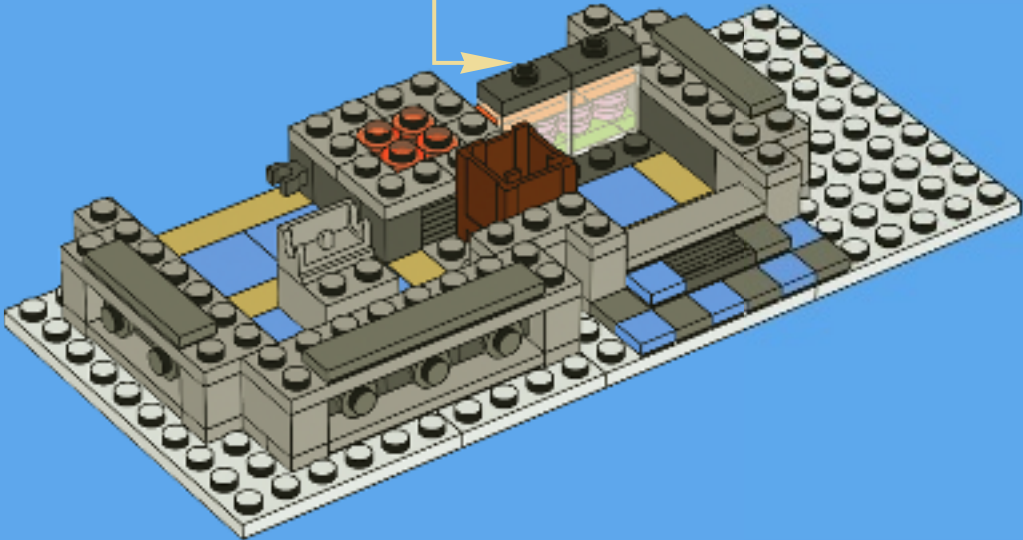
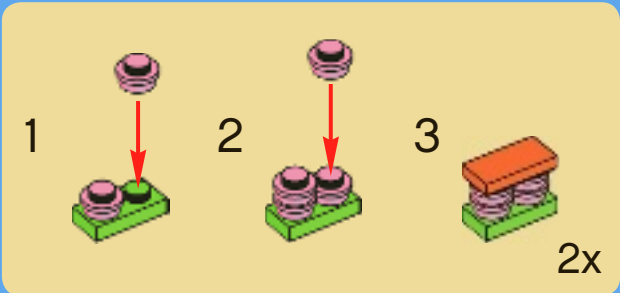


14



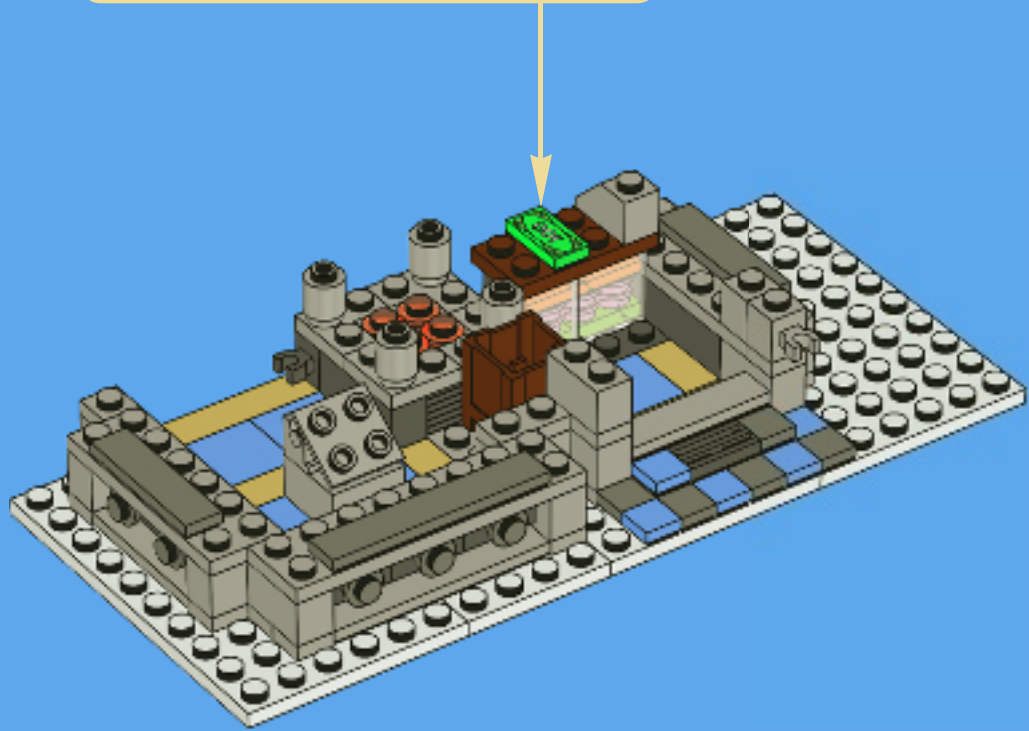



# 15






# 16





# 17





2x



2x



2x



1x



1x

# 18





2x

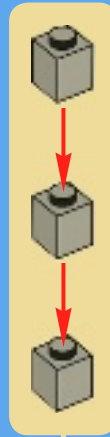



4x



2x

# 19




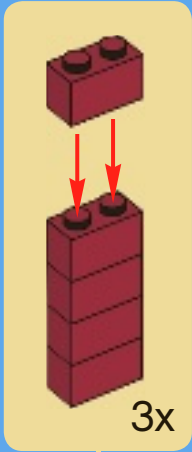


20





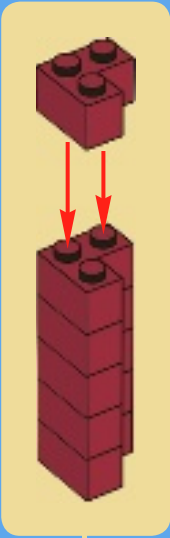
21

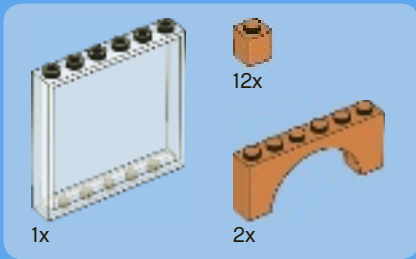




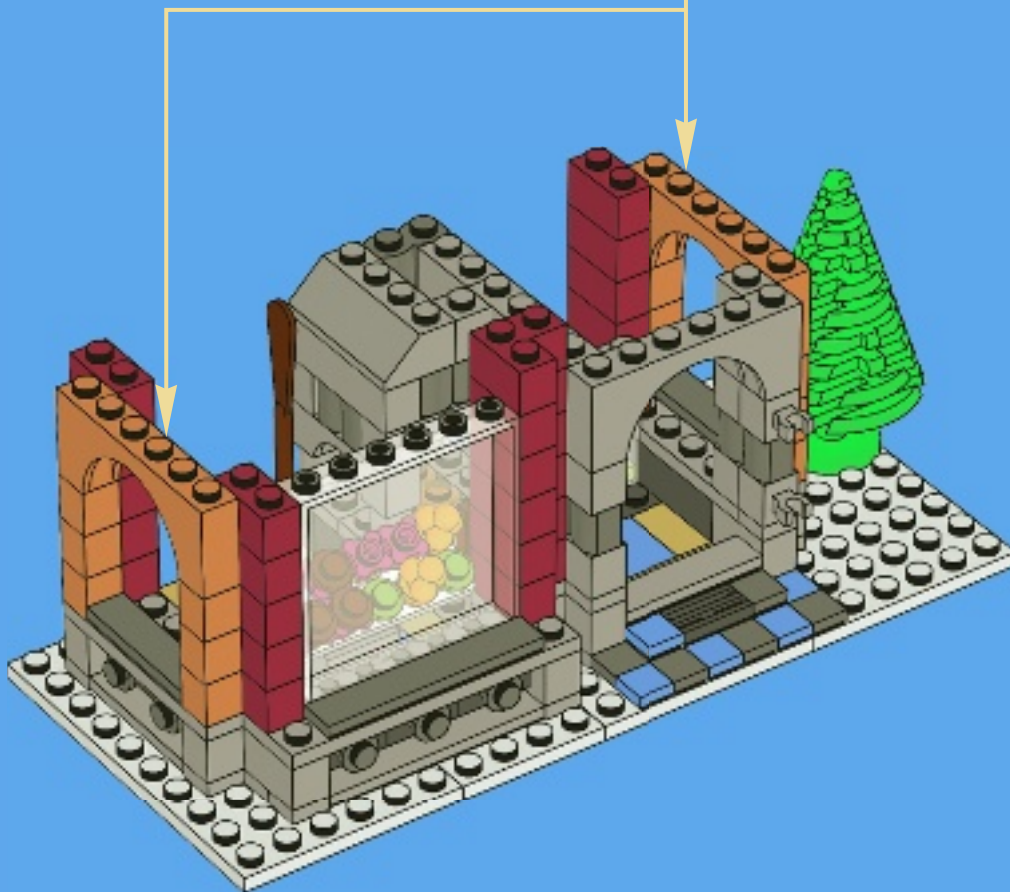
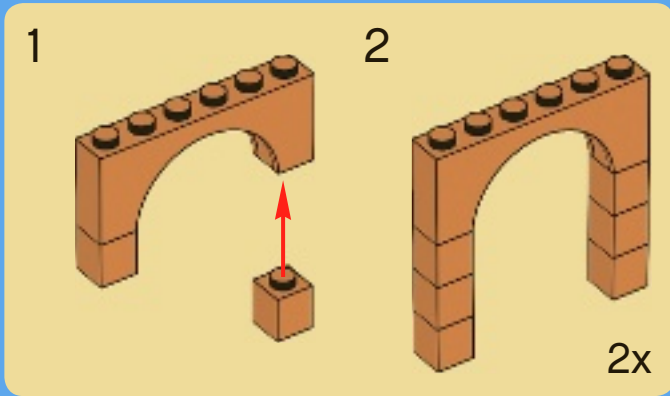


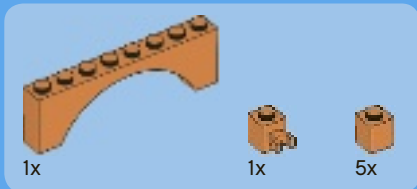
22



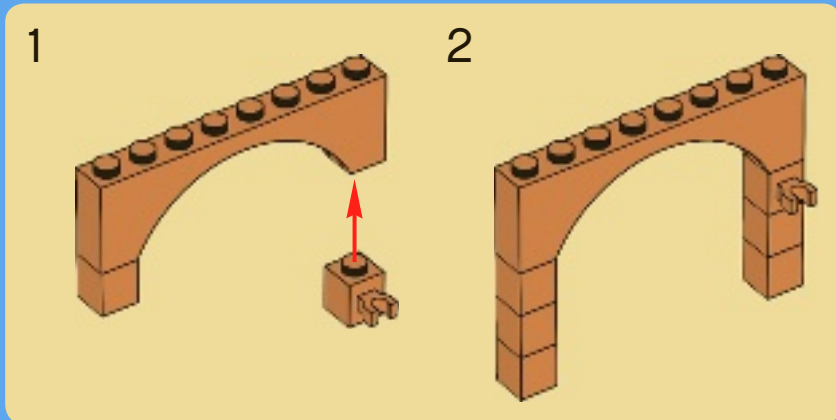



# 23



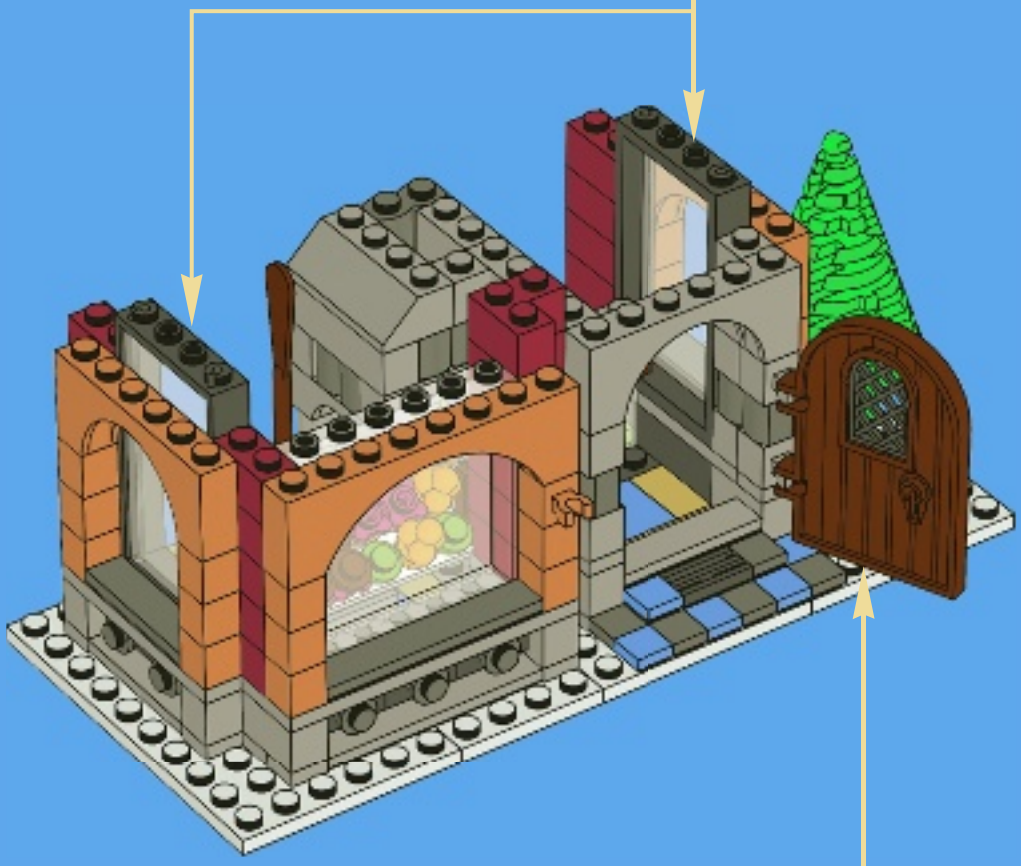
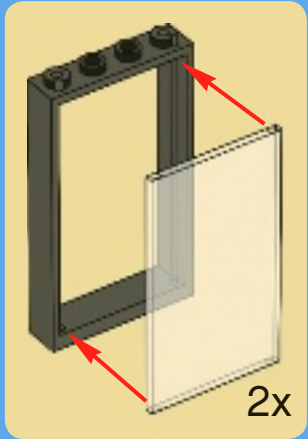


# 24





25





3x



5x



3x

# 26





2x



1x



1x



1x



2x


# 27







3x

28








# 29









# 30





31





32






2x



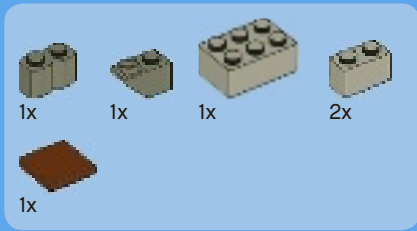
3x



1x

# 33





# 34





# 35





2x



1x



3x

# 36

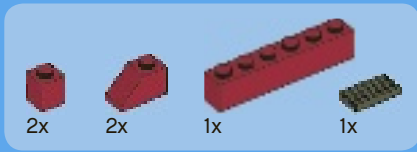




37







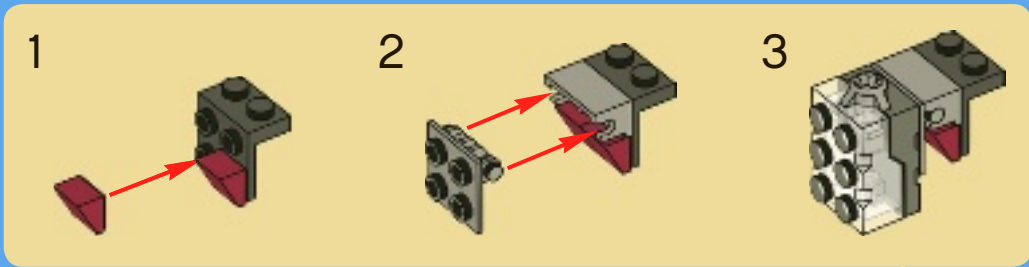


38





# 39





1x




1x




2x

# 40

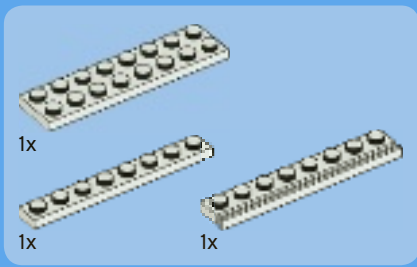






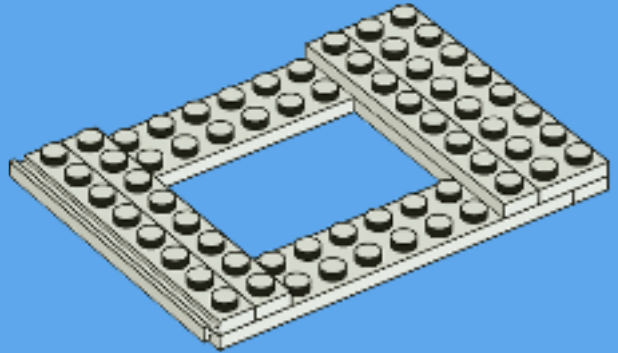
1



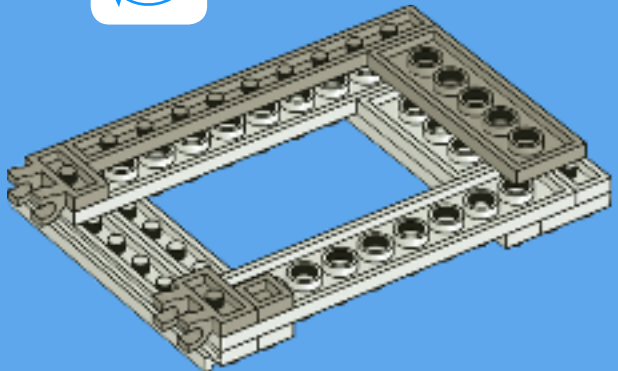
2




3


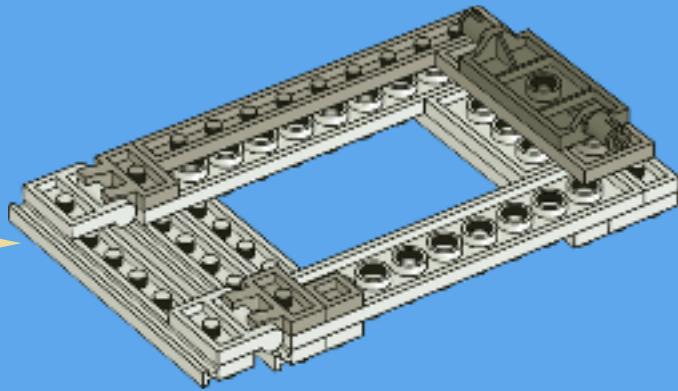
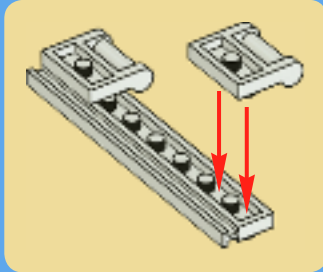


4

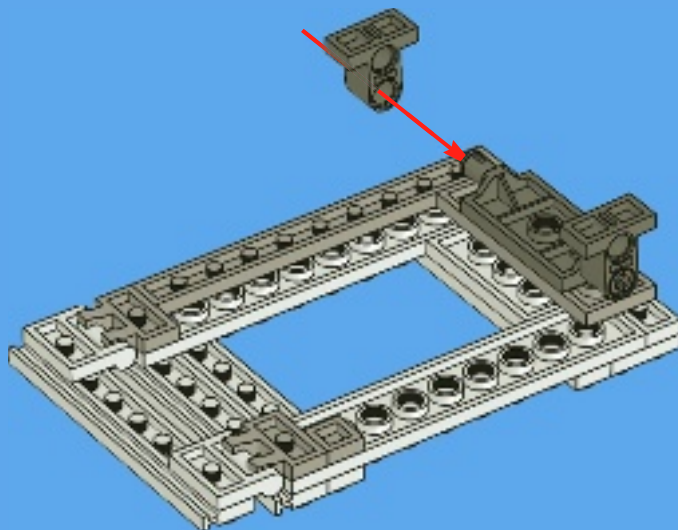




5



6







1x




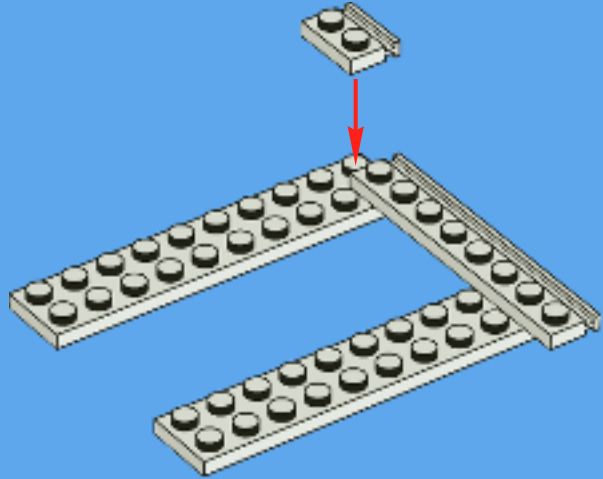
1x

# 41







1

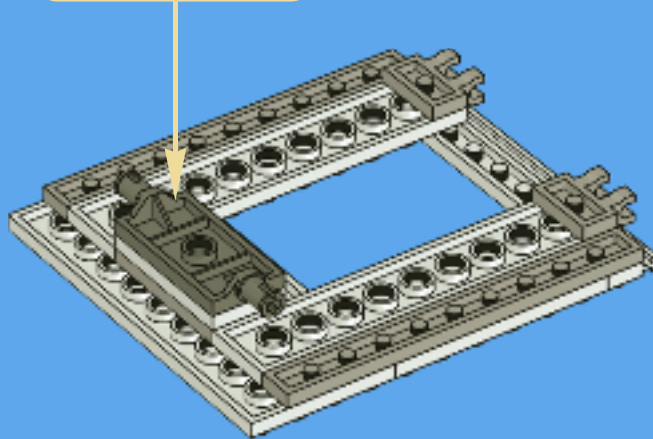
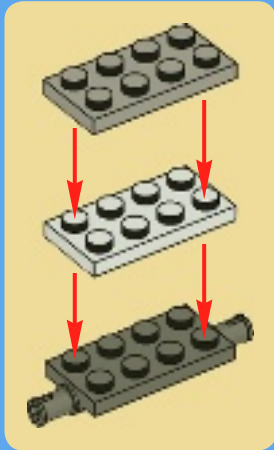


2






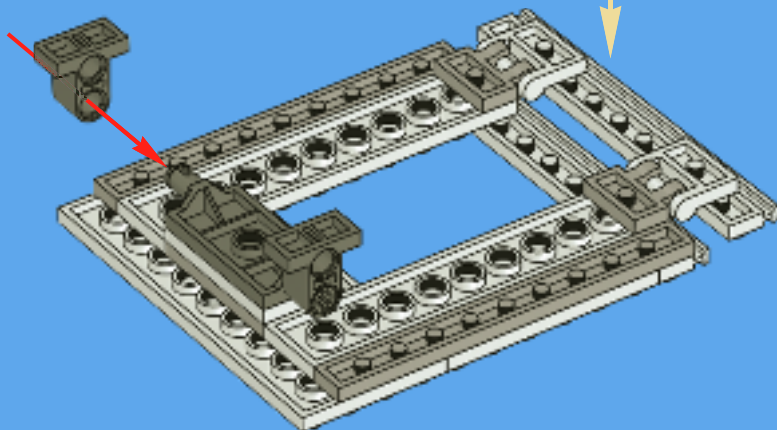
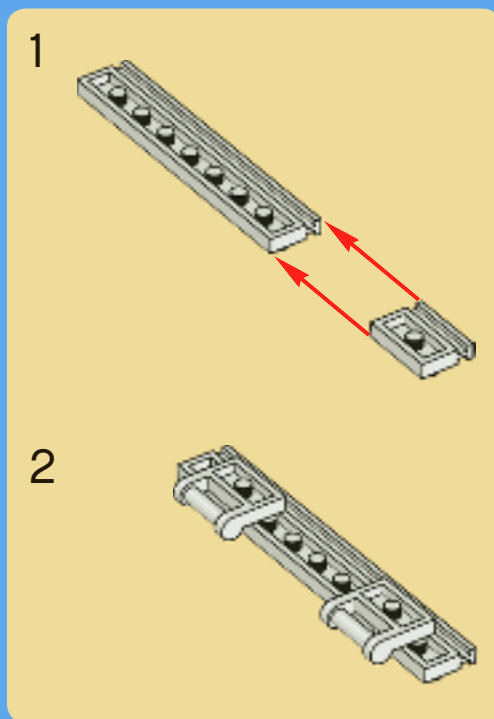
3






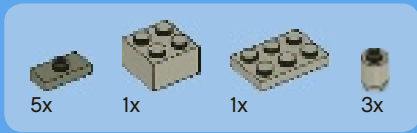


4

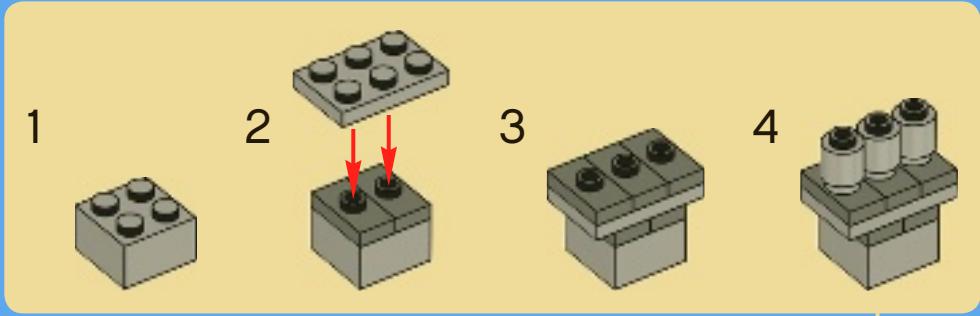


42







# 43

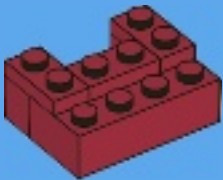





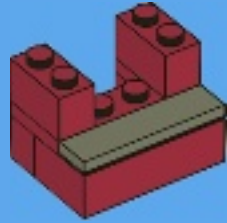
1



2



3



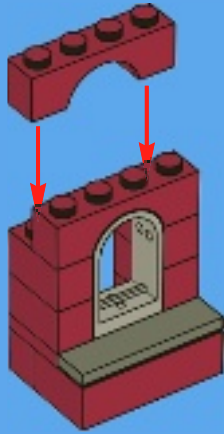
4





2x

5

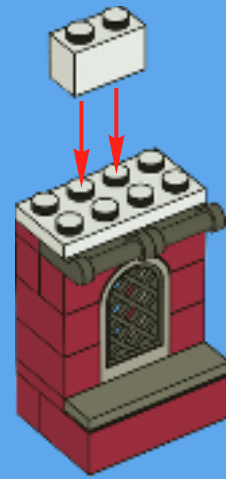


1x



1x

7



1x



2x



1x

6



1x

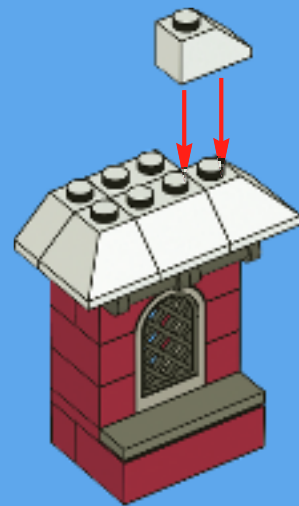


2x



2x

8





1x



1x



2x

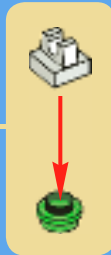
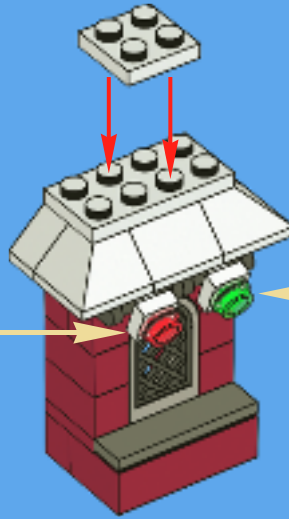
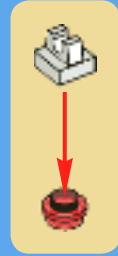


1x



1x

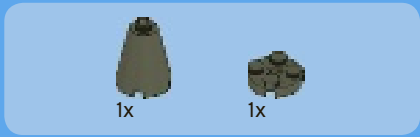
9




2x

44






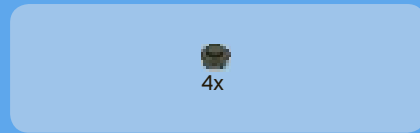
1



2



3



4





1x

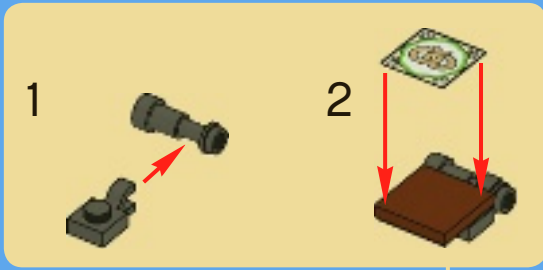


1x



1x

5



1x



1x

6



1x




1x



1x

7





45





3x



3x

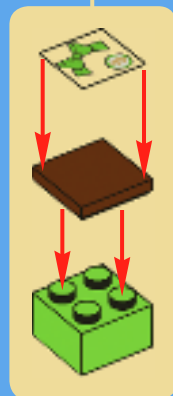


1x

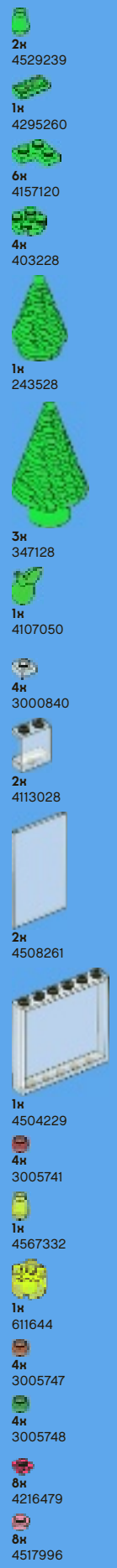

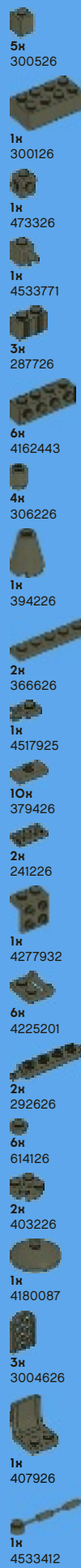




2x

# 46







5н 4527526  
 3н 4168345  
 3н 4528357  
 2н 4188771  
 1н 4220632  
 2н 4164037  
 2н 4183133  
 1н 4162916  
 1н 4275821  
 1н 4582431  
 12н 4541376  
 32н 4539102  
 8н 4541379  
 2н 4541369  
 3н 4541528  
 4н 4531415  
 16н 4541526  
 4н 4541582  
 6н 4539097  
 2н 4539061

9н 4211180  
 8н 4211183  
 2н 4211222  
 5н 4211150  
 5н 4271949  
 2н 4211189  
 1н 4211186  
 3н 4211204  
 1н 4211207  
 9н 4216581  
 1н 4561915  
 2н 4520638  
 1н 4550736  
 1н 4609635  
 1н 4211157  
 1н 4506843  
 4н 4211279

7н 4211389  
 9н 4211388  
 3н 4211387  
 5н 4211349  
 4н 4211386  
 2н 4211394  
 4н 4211476  
 4н 4533772  
 7н 4211412  
 2н 4211614  
 1н 4228198  
 3н 4211410  
 2н 4211436  
 2н 4251563  
 2н 4211409  
 5н 4211435  
 1н 4221600  
 13н 4211399  
 3н 4211397  
 5н 4211353

8н 4211429  
 4н 4211396  
 3н 4211356  
 5н 4211445  
 4н 4211428  
 2н 4560183  
 2н 4211395  
 1н 4211549  
 5н 4211452  
 2н 4211425  
 2н 4211406  
 3н 4251149  
 1н 4211408  
 2н 4594238  
 7н 4556157  
 4н 4211840  
 2н 4523353  
 1н 4227657  
 1н 4540203

2н 4211469  
 2н 4211881  
 1н 4550924  
 2н 4263416  
 1н 4526177  
 20н 4569624  
 5н 4569382  
 1н 4569385  
 1н 4582570  
 2н 4582567  
 2н 4226439

12н 4211095  
 2н 4211096  
 5н 4210848  
 4н 4211053  
 1н 4210651  
 4н 4210763  
 5н 4211119  
 4н 4611708  
 2н 4509884  
 1н 4268684  
 7н 4210633  
 1н 4570666  
 1н 4210934

  
**Customer Service**  
 Hundenservice  
 Service Consommateurs  
 Servicio Al Consumidor

[www.lego.com/service](http://www.lego.com/service) or dial

 : 00800 5346 5555  
 : 1-800-422-5346

10199



+



10216





10185

10197

10211

10214







10213



10210



**FREE! GRATIS! GRATUIT!**

**LEGO**

**club**  
MAGAZINE™

**www.LEGOclub.com**



**00800 5346 5555\***



**1-866-534-6258 • 1-877-518-5346**

US & Canada only

Canada seulement

\* FreePhone. Mobile charges may apply. \* Numéro sans Frais. Des Frais peuvent s'appliquer avec les téléphones cellulaires. \* Gebührenfrei, Kosten für Anrufe aus Mobilfunknetzen können abweichen.  
\* Gratis telefonnummer vanaf vastlijn. \* Dec en etc gratis nummer, når du ringer fra Fasttelefon. \* Dec är gratis, när du ringer från en Fast telefon.



**VISIT THE WORLD'S  
BIGGEST LEGO® SHOP!**

**www.LEGOshop.com**



# WIN!

Go to [www.nielsen.com/LEGO](http://www.nielsen.com/LEGO) to fill out a survey for a chance to win a cool LEGO® Product. No purchase necessary. Open to all residents where not prohibited.

 [www.LEGO.com](http://www.LEGO.com)



## [www.nielsen.com/LEGO](http://www.nielsen.com/LEGO)

### GEWINNE!

Nimm an der Umfrage auf [www.nielsen.com/LEGO](http://www.nielsen.com/LEGO) teil und hab die Chance ein cooles LEGO® Produkt zu gewinnen!

Die Teilnahme am Gewinnspiel führt zu keinerlei Kaufverpflichtungen. Teilnahme in allen nicht ausgeschlossenen Ländern möglich.

4596701 / 4658021

### WIN!

Ga naar [www.nielsen.com/LEGO](http://www.nielsen.com/LEGO), vul een enquêteformulier in en maak kans op een cool LEGO® product.

Geen aankoopverplichting. Iedereen mag deelnemen, uitgezonderd ingezetenden van landen waar een enquêteverbod geldt.

### GAGNE !

Visite [www.nielsen.com/LEGO](http://www.nielsen.com/LEGO) pour répondre à un questionnaire et avoir une chance de gagner un produit LEGO® très cool !

Aucune obligation d'achat. Ouvert à tous les résidents des pays autorisés.

### 当てよう!

[www.nielsen.com/LEGO](http://www.nielsen.com/LEGO)にアクセスして、アンケートにご記入ください。当選者にはレゴ®製品を差し上げます。

お買い上げの必要はありません。禁止されていない限り、すべての皆様にご利用いただけます。